



+526 MEMBERS - LARGEST CLUB IN THE USA - AMA GOLD LEADER CLUB

NEWSLETTER

of the

Palm Beach Radio Control Association

The Presidents Message



I was at the field last weekend and was asked what I brought to fly. "Nothing!" was my answer. And I was not alone in that respect. Which is interesting, why go if you did not bring anything to fly? It is because we are a social club that with members that share the same hobby. This is our real world Facebook.

I enjoy just being out at the field. Whether I am just spectating, helping someone or just hanging out, it is a nice distraction just to be there and enjoy the moment with others that feel the same way I do. It is just good to get out, get some sun and enjoy a few laughs and stories with fellow model pilots.

So for those of us that are here for the dog days of summer, take time to just come out to the field and hang out. Bring plenty of water, sunscreen and fresh jokes. Where else can you get this kind of entertainment for free? Come on out, you won't be disappointed.

On the administrative side, we will hold a June general membership meeting but we may cancel the July and August meetings as summer vacations roll around few have time to make the meetings. During these summer months, if you have issues of concern to bring up with your Board of Directors, you can email any of us (our email addresses are on the main web page) or talk to us directly at the field. We will communicate any important news in the summer newsletters and by email.

Many thanks to those that volunteer to maintain the grounds and keep the place looking good. Thanks to Dave and his team of beavers that chop the lumber to make the starting stands and maintain the old ones. Thanks Tom for helping out with training over the summer. Thanks go to Paul for keeping us flying safe. Thanks to everyone that helps to pick up trash to keep our field tidy. I really appreciate the help.

Altitude, Airspeed, and Luck, you need at least two.

**Doug Christensen,
President**

2012

Club Officers

President

Doug Christensen

doug@palmbeachrc.com

Vice President

Michael Abraira

mike@palmbeachrc.com

Treasurer &

Past President

Dave Rettig

dave@palmbeachrc.com

Secretary/Webmaster

Walt Dreyfus

walt@palmbeachrc.com

Chief Flight Instructor

Jay Eichler

jay@palmbeachrc.com

Safety Coordinator

Paul Rich

paul@palmbeachrc.com

Director

Seth Sterling

seth@palmbeachrc.com

Director

Arty Mundell

arty@palmbeachrc.com

Public Relations

Director

Newsletter Editor

'brooklyn joe' Mannino

bklynjoe@palmbeachrc.co



In This Issue

WHAT'S HOT

	Page
Calendar of Events	2
Picture of the Month	4
What's N E W - Video Reviews	5
Picture This (Photos from the Field)	7,8
Our Heli World	9
Funny Stuff (but who's laughing?)	11
Color Our World	12
Where in the World Are We?	13
Newbie's - Listen Up !	15


WHAT'S NOT (BUT IMPORTANT)

May General Meeting Minutes:	3
Flight Safety	4
From the Flight Line	5
Tips & Tricks	6
Click-it Page	14
Our Local Hobby Shops	16

As Always, A Special Thank You goes out to our Club Photographer, **Arty Mundell**

Check out all the great photos at: <http://www.palmbeachrc.com/photo>

UPCOMING CALENDAR OF EVENTS - CLUB **"EVENTS"** IN BOLD

June	2,3, 2012	-	AMPS IMAC MIAMI
June	14, 2012	-	General meeting 7:30 PM South County Civic Center
July	12, 2012	-	General meeting 7:30 PM South County Civic Center
August	9, 2012	-	General meeting 7:30 PM South County Civic Center
September	13, 2012	-	General meeting 7:30 PM South County Civic Center
September	15-16, 2012	-	IMAC, hosted by PBRCA (field closed to open flying)
October	11, 2012	-	General meeting 7:30 PM South County Civic Center
November	2012	-	Warbirds over the Glades - daye to be determined!
November	9, 2012	-	General meeting 7:30 PM South County Civic Center
November	18, 2012	-	"Turkey" Fly-In - Members Only
December	9, 2012	-	Toys for Tots 
December	13, 2012	-	General meeting 7:30 PM South County Civic Center

For more information and our Full Calendar go to: <http://www.palmbeachrc.com/CALENDAR.htm>



PALM BEACH RADIO CONTROL ASSOCIATION GENERAL MEETING MINUTES

May 10, 2012

The meeting was called to order at 7:30 PM

New members and guests were introduced.

The March minutes were approved as read.

The treasures report was read.

OLD BUSINESS

- Paul Gave Safety report needs help during week for general safety
- Doug made a report on the Anniversary fun flu
- BATTLE IN THE SWAMP 2 IMAC event to be held September 15 and 16
- War bird event Nov 3 or 11
- Turkey Fly Nov 18
- Toys For Tots December 9
- We are working on our clubs 501C3 tax exempt status
- Doug thanked Dave for organizing the interview with the Sun Sentinel
-

NEW BUSINESS

- Dave will be building five new starter stands.
- Mike is working on irrigation. Expect running sprinklers.
- Doug and mike will repair canopies
- Doug and mike to move fence in west parking lot
- Shirts arrived and are for sale
- Joe needs articles for the newsletter
- A motion was made and seconded to approve the Field Rules Changes after much discussion a vote was taken and no one was opposed.

MEETING ADJOURNED 8:30 PM

RESPECTFULLY SUBMITTED

Walt Dreyfus

REMEMBER SAFETY FIRST

DO NOT GO LOOKING

FOR A PLANE ALONE!

YOU MUST HAVE A 2012 AMA MEMBERSHIP CARD TO FLY AT THE FIELD



Everyone is eligible for
“Picture of the Month”

This month's picture is from

“brooklyn joe”

who is still trying to figure out
 how Mike got in, and out!

Another Great

“Picture of the Month”

Send your submission for “Picture of the Month”
 to: bklynjoe@palmbeachrc.com

Pictures should be sized to 640 x 480, your name, e-mail
 address & some information about the picture.

Photos must be related to our club, the PBRCA.

Brooklyn Joe's Place



Since taking over the newsletter I have had many positive comments on the new look and feel of our club newsletter and I thank everyone for taking the time to let me know how I'm doing.

But, this is **OUR** Club Newsletter and all of our members are invited to contribute. Do you have an idea, a story or a suggestion; please send it to me. Many of our members have been in the hobby for a long time and you can share your **knowledge, tips, tricks and stories** with the entire membership by submitting it to be included in a future newsletter. Pictures, picture stories and articles are all welcome. Our club is the largest in the country, lets get some coverage some of our great stories out there for all to enjoy!

Send your submission to:
bklynjoe@palmbeachrc.com

“brooklyn joe” Mannino
 Newsletter Editor

FLIGHT SAFETY



Greetings and salutations,

I would like to take the opportunity to thank everyone for their continued support of the field safety rules. I would like to remind everyone as courtesy to everyone, if you are having an issue with your aircraft please reach out to another member for assistance.

Further please remember the appropriate areas to operate your aircraft. No flying or standing on the grass runway to fly an aircraft. Thank you again for your assistance in making this a safe flying atmosphere.

Fly safe fly well!

Paul Rich - Safety Coordinator

Renew Your Dues Now - Annual Dues are \$25.00

www.palmbeachrc.com

From the Flight Line

Chief Flight Instructor Jay Eichler

The Palm Beach Radio Control Association has instructors offering **NO CHARGE** lessons to members interested in learning how to fly radio controlled airplanes.

INSTRUCTOR/TRAINERS:

Steve Prew	*	401-749-2863
Charlie Craft		561-707-0197
Seth Sterling		561-859-2494
Dennis Reingold	*	561-988-9614
Dave Rettig		561-703-8730
Tom Nilsen		954-729-8802
Sean Sullivan		727-505-6424
Mark Drogowitz		561-676-3120
Stuart Rosenberg	*	561-459-2270
Phil Bedeck		561-398-2266
Stu Goodman	*	561-752-4130
Bob Thompson		561-628-9460

If you require training, please call one of the instructors and make an appointment.

**TRAINERS ARE NOT RESPONSIBLE FOR
DAMAGE TO YOUR AIRCRAFT.**

*** Up north until early November**

JET JOCKEY'S WANTED!

This may be as close as some of us ol'farts ever get to being in the cockpit of a real, modern day fighter jet.



This is actual video of two F-15 pilots flying a practice run. It is about 9 minutes of thrilling fighter pilot video.

<http://player.vimeo.com/video/40935850>

*Enjoy this great video submitted by one
of our own club members,
Lt. Col. Robert "Bob" Thompson
(Army - Retired).*

Thanks Bob - Great Find !

A VIDEO REVIEW OF WHAT'S NEW!

CLUB EXCLUSIVE - A MUST WATCH!

Toledo - Day 1 - RC Universe

Tower Hobbies Razor 3D

Electrifly Seawind

Blade 450 X 3D

Hobby Lobby Bumblebee Quad Copter:

http://youtu.be/2ck-b7_CSas

<http://youtu.be/HU6HRXWxcxU>

<http://youtu.be/4ijEAUTOnxo>

<http://youtu.be/E6Rvou529Qo>

<http://youtu.be/Y5qSLpzOKSo>

<http://youtu.be/Eg4K28SSlao>

TIPS & TRICKS

WHEN FLYING, HAVING TO LOOK AWAY FROM YOUR PLANE TO FIND THE DUEL RATE SWITCHES IF YOU SIMPLY CUT A SMALL (1/4 INCH OR SO) AND SLIP IT OVER THE AILERON DUEL RATE SWITCH AND THE ELEVATOR DUEL RATE SWITCH - THESE ARE THE MOST USED DUEL RATES AND THE TUBING MAKES IT REAL EASY TO LOCATE THE SWITCHES WITHOUT HAVING TO TAKE YOUR EYES OFF YOUR PLANE WHILE FLYING



WHILE INSTALLING YOUR ESC, RECEIVER AND SERVO CONNECTIONS - PUT A FOLDED PIECE OF MASKING OR PAINTERS TAPE ABOUT 1 INCH LONG ON THE ELECTRIC MOTOR SHAFT - THIS ALLOWS YOU TO BIND YOUR RADIO, CHECK YOUR CONTROL SURFACE MOVEMENTS. ETC WITHOUT THE DANGER OF ACCIDENTALLY SPINNING THE PROP AND AVOIDING A NASTY ACCIDENT - ALSO YOU CAN CHECK THE DIRECTION OF THE MOTOR WITHOUT THE DANGER OF A PROP CUT.



AFTER YOUR MAIDEN FLIGHT, CHECK ALL **CONNECTIONS, CLEVISSES & CONTROL HORNS** TO MAKE SURE ALL IS TIGHT. THIS SHOULD BE DONE ON A REGULAR BASIS ESPECIALLY AFTER A ROUGH LANDING OR PROP STRIKE (CHECK PROP BALANCE TOO!)

*This months TIPS & TRICKS submitted by: **Thomas (Tom) Nilsen***

Pictures/artwork by "brooklyn joe" 2012 ©



As the park gets more and more popular, we are going to see more and more patrols by the Sheriff's Department. The park speed limit is **25 mph and stop signs, mean STOP!** Do not risk an expensive ticket by becoming complacent. Save your money for a new plane, battery, servo or radio. **Slow Down & Stay Safe!**


Modified Field Safety Rules have been approved by the membership; read the rules here:

FIELD SAFETY RULES

PICTURE THIS!



Brooklyn Joe's May Field Pictures



'Artie's' May Field Pictures

**Congratulations Susan,
our newest
"blue stripe" pilot!**



Special Thanks to Dave, Joel & Jerry



**Sometimes it can be a long, lonely, walk!
(if ONLY we could find that expiration date)**





OUR HELI WORLD

Located just south of the RC Flying Field is our recently completed "Heli Field"



HELICOPTERS

First Flight – Part III

Well it was time to fly. No more discussions. Seth handed me the transmitter. I took a deep breath and switched off the idle hold. I pushed the throttle forward and low and behold the heli started to shake and shiver. I continued to push forward and the heli came off the ground. I was up about one foot. The heli started to slide all over the place. Unlike flying a plane, I had to keep moving the controls this way and that

way. Up and down, up and down. That was my first 3 minute flight. Now I put the idle hold back on and walked over to pick up the heli and carry it back to the bench. MISTAKE!! The blades were turning and I stepped to close. I now sport a scare on my leg. Just a reminder of my first major mistake and my first attempt to fly copters.

Now with 3 minutes under my belt, I have just become an experience heli pilot. Can you believe this! Well I don't.

I brought the heli back to the bench and took a well needed rest. I

filled up the gas tank and got ready for my next flight. Radio on, gas shut-off on. Idle hold on, I inserted the starter. GRINDING!!! That's what happens when you do not have the gear engaged. So much for my first day of flight. Back to Jason's I go. Now I will have to wait for Jason to get the parts for this ancient machine and get it repaired for me once again.

I will pick it up next month for part 4 – My next problem.

Dave Rettig



More Field Pictures



HELI LINKS

[Beginners Guide To RC Helicopters](#)

[Setup & Tips For RC Helis](#)

RADIO CONTROL
Helicopter
e-newsletter

Sign up now for the brand-new "RC Helicopter" e-newsletter, brought to you by *Model Airplane News*! This biweekly, all-heli newsletter has the latest news, exclusive sneak peeks, entertaining videos, flight techniques, how-to's and more—and it's free!

<http://www.modelairplanenews.com/blog/2012/03/01/rc-helicopter-e-newsletter>




Don't forget to WEAR your membership card or AMA card when in the pits. Displaying proper identification is necessary for the Safety Officers to distinguish those that should not be allowed in our restricted areas. Thank you for wearing your badge. Stay Safe!

**F
U
N
N
Y


S
T
U
F
F**



**Some of the best
looking Birds
are Birds !**




It's "happening" quite often!



Brooklyn Joe's
COLOR ^ MY WORLD

LAST YEAR WALMART WAS SELLING A BOX OF CRAYOLA ("the best") BRAND CRAYONS FOR \$0.25. THAT'S RIGHT, TWENTY FIVE CENTS, TWENTY FOUR CRAYONS! FIND SOME CRAYONS AND GET THE KIDS COLORING AGAIN! GREAT FUN FOR SNOWY DAYS AND LONG CAR TRIPS TO DISNEY!



DOES ANYONE KNOW WHO'S PLANE THIS IS ?

(make sure you **only** PRINT PAGE 1 2 when you click "Print")

Where in the World Are We?



The Cessna C208B

Grand Caravan (hint - top pic!)

First introduced by Cessna in 1985, the Caravan was designed to land nearly anywhere, on land or water. Undoubtedly, it has lived up to its creators' intentions. Whether supplies need to be brought to a flooded village in the mountains of Peru, an injured person needs to be flown out from a remote lake in Alaska, or an archeologist wants access to a time site in the African desert, the Caravan has what it needs to do the job.

Want to try a new challenge every week, visit: <http://www.brooklynjoesfsx.blogspot.com>

Ok, so you think your a "worldly pilot"! Flight Simulator X has great, detailed scenery, covering the entire world; including over 22,000 airports. Each month I will feature two "screenshots" from **MY** flights around the world.

See how many you can identify over the course of the coming year.

Can you identify the aircraft I'm flying?

Last Issue Answers (May 2012)

If you have more interest, check out (click) the attached websites!

Rio de Janeiro - http://wikitravel.org/en/Rio_de_Janeiro

The "Rock of Gibraltar" - <http://www.gibnet.com>

PBBRCA

CLICK 'IT' PAGE

Click the "blue" words to find out what it's all about!

Want to learn more, click on any of the "blue" words for a direct link to "Wikipedia" (you must have an active internet connection).


RADIO CONTROLLED AIRCRAFT

Part IV

Pylon racers

Racers are small [propeller](#)-driven aircraft that race around a 2, 3, or 4 pylon track. They tend to be hard to see and can often go over 240 km/h (150 mph), though some people do pylon races with much slower aircraft. Although several different types of aircraft are raced across the world, those flown primarily in the US are; Q500 (424 or ARPRA, and 428), and Q40. 424 is designed as a starting point into the world of pylon racing. Inexpensive (under \$200 for the airframe) kits with wing areas of 3,200 square centimetres (500 sq in) are flown with .40 size engines that can be purchased for less than \$100. The goal is for the planes to be not only inexpensive, but closely matched in performance. This places the emphasis on good piloting. APRA is a version of 424 with specific rules designed for consistency. 428 aircraft are similar to 424 in appearance. The difference is in engine performance and construction. The planes are primarily made of fiberglass with composites used at high load points. Wings are often hollow to save weight. (All aircraft must meet a minimum weight. A lighter wing moves more of the weight closer to the center of gravity. This requires less control deflection and its resulting drag to change the planes attitude.) They also use .40 cu in size engines but unlike 424 they are much more expensive. They have been designed to put out the maximum amount of power at a specific RPM using a specific fuel. Nelson manufactures the most predominantly used engine. Speeds are very fast in this class with planes capable of reaching 290 km/h (180 mph). Q40 is the highpoint of pylon racing, as their aircraft resemble full-size race planes. They are not limited to the simple shapes that Q500 planes are, which have much cleaner aerodynamics and less wing area. They use the same basic Nelson engine used in 428, but the engine is tuned to turn a much smaller prop at a much higher rpm. The planes accelerate much more slowly than 428, but their clean airframes allow them to reach higher speeds, and maintain them around the turns. These planes can fly in excess of 320 km/h (200 mph) on the course. Because of their limited wing area however, Q40 planes must fly a larger arc around the pylons to conserve energy. Although faster, they ultimately fly a larger course. Ironically the best times for a 10 lap 3 pylon Q40 race are very close to the same in 428.

NEWBIES... LISTEN UP!



Alphanumeric (Custom) AMA Numbers

Now available on first come, first serve basis

Complete this order form, listing up to three choices, and send with your check or credit card information for a fee of \$50.

DO NOT include payment for any other transaction!

If the new number you request is not available, your application and payment in full will be returned to you.

Restrictions:

Each and every membership number must be unique. No duplicates will be allowed.

Only Life Members may use an all numeric preceded by an L.

Character sets which are obscene or suggestive, in any language, will not be allowed.

Alpha numeric combinations are limited to a maximum of eight characters. This includes all upper case letters of the alphabet, numbers 0 thru 9, and symbols - + & / only. No spaces will be allowed.

When putting numbers on aircraft equipment, spaces may be inserted between character sets. For example, the custom membership number IFLYRC may be applied to a model wing as I FLY RC.

Order Form

Alphanumeric (Custom) AMA Numbers

First Name _____	Last Name _____	
Street Address _____		
City _____	State _____	Zip _____
Present AMA# _____		Expiration date _____

Choice 1 _____

Choice 2 _____

Choice 3 _____

☐ VISA ☐ MasterCard ☐ \$50.00

Exp. Date ____ / ____ ☐ Check Enclosed

Cardholder's signature

Note: If choice or choices are not available, entire request will be returned to you.

You may fax this application to: (765) 741-0057, or mail to:
Academy of Model Aeronautics • 5161 East memorial Drive, Muncie IN 47302

SUPPORT OUR LOCAL HOBBY SHOPS!

3 G's Hobbies**561-683-3082**

1379 N. Military Trail, West Palm Beach
 1-95 to Belvedere Road, travel west to
 Military Trail. Travel north on Military.

G&C Hobbies**561-547-3812**

1228 Hypoluxo Road. I-95 to Hypoluxo Road,
 exit
 East. The store is .5 mile on the south side.
 M-Sat 10-6, Sun closed
www.gnchobbies.com

Radio Controlled Revolution**561-684-2772**

2528 Okeechobee Blvd
 West Palm Beach, FL 33409
www.rcrevo.com

Ready Heli & Ready Planes

Jennifer Greco

354 Cypress Dr. # 7

Tequesta, Fl. 33469

Phone number 561-575-1118

Sales@readyheli.com**RC Boca Hobbies****561-483-2540** Email: JR@RCBoca.com**561-483-2541** WEB www.rcboca.com

20449 State Road 7 (Mission Bay Plaza)
 BocaRaton in LA Fitness Courtyard Area
 M-W-R 11am-7pm F 11am-6pm Sat
 10am-6pm Sun 10am-5pm

RC Hobbies**954-721-5720**mailto:www.rchobbies.net

6800 N. University Drive, Tamarac
 I-95 to Cypress Creek exit. West to University
 Drive. Southeast corner of University and
 McNab
 Road. Or take 441 to Sample Road, west to
 University and south to McNab Road
 (Cypress Creek turns into McNab)
 M-F 9-8, Sat 10-5 Sun 10-3

House of Power Hobbies**954-385-5656**

15904 West State Road 84

Sunrise, FL 33326

Monday-Thursday 9-7,

Friday 9-8, Saturday 9-5, Sunday 9-1

rob@houseofpowerhobbies.comwww.houseofpowerhobbies.com

BUY Quality Batteries!



FLY SAFE - STAY SAFE
&
HAVE FUN!